











Cumberland 2026/2027 Rating Categories

LEGEND

-  LGA Boundary
-  Suburb Boundary
- Rates Categories**
-  Residential
-  Business
-  Business Industrial
-  Business Multiple Level Shop
-  Business and Residential
-  Non Rateable

